



UNIVERSIDAD INDOAMÉRICA

FACULTAD DE INGENIERÍA, INDUSTRIA Y PRODUCCIÓN

MAESTRÍA EN DISEÑO INDUSTRIAL Y PROCESOS

TEMA:

**ANÁLISIS DE LA ACIDEZ EN DIFERENTES DILUCIONES DE MORA
(*Rubus glaucus*) MEDIANTE IOT.**

Trabajo de Titulación previo a la obtención del título de Magister en Diseño Industrial y Procesos

Autor

Ing. Lorena Elizabeth Cáceres Miranda

Tutor

Ing. José Luis Varela Aldás PhD.

AMBATO – ECUADOR

2024

**AUTORIZACIÓN POR PARTE DEL AUTOR PARA LA CONSULTA,
REPRODUCCIÓN PARCIAL O TOTAL, Y PUBLICACIÓN
ELECTRÓNICA DEL TRABAJO DE TITULACIÓN**

Yo, Lorena Elizabeth Cáceres Miranda, declaro ser autor del Trabajo Titulación con el nombre “ANÁLISIS DE LA ACIDEZ EN DIFERENTES DILUCIONES DE MORA (*Rubus glaucus*) MEDIANTE IOT”, como requisito para optar al grado de Magister en Diseño Industrial y Procesos y autorizo al Sistema de Bibliotecas de la Universidad Indoamérica, para que con fines netamente académicos divulgue esta obra a través del Repositorio Digital Institucional (RDI-UTI).

Los usuarios del RDI-UTI podrán consultar el contenido de este trabajo en las redes de información del país y del exterior, con las cuales la Universidad tenga convenios. La Universidad Indoamérica no se hace responsable por el plagio o copia del contenido parcial o total de este trabajo.

Del mismo modo, acepto que los Derechos de Autor, Morales y Patrimoniales, sobre esta obra, serán compartidos entre mi persona y la Universidad Indoamérica, y que no tramitaré la publicación de esta obra en ningún otro medio, sin autorización expresa de la misma. En caso de que exista el potencial de generación de beneficios económicos o patentes, producto de este trabajo, acepto que se deberán firmar convenios específicos adicionales, donde se acuerden los términos de adjudicación de dichos beneficios.

Para constancia de esta autorización, en la ciudad de Ambato, a los 15 días del mes de mayo de 2024, firmo conforme:

Autor: Ing. Lorena Elizabeth Cáceres Miranda

Firma:

Número de Cédula: 1803859360

Dirección: Tungurahua, Ambato, Huachi Loreto, Cdla. San Antonio.

Correo Electrónico: lorec_2007@hotmail.com

Teléfono: +593 98 7286 586

APROBACIÓN DEL TUTOR

En mi calidad de Tutor del Trabajo de Titulación “ANÁLISIS DE LA ACIDEZ EN DIFERENTES DILUCIONES DE MORA (*Rubus glaucus*) MEDIANTE IOT” presentado por Lorena Elizabeth Cáceres Miranda, para optar por el Título de Magister en Diseño Industrial y Procesos,

CERTIFICO

Que dicho Trabajo de Titulación ha sido revisado en todas sus partes y considero que reúne los requisitos y méritos suficientes para ser sometido a la presentación pública y evaluación por parte de los Examinadores que se designe.

Ambato, 15 de mayo de 2024

.....

PhD. José Luis Varela Aldás

DECLARACIÓN DE AUTENTICIDAD

Quien suscribe, declaro que los contenidos y los resultados obtenidos en el presente Trabajo de Titulación, como requerimiento previo para la obtención del Título de Magister en Diseño Industrial y Procesos, son absolutamente originales, auténticos y personales y de exclusiva responsabilidad legal y académica del autor

Ambato, 15 de mayo de 2024

.....
Lorena Elizabeth Cáceres Miranda

1803859360

APROBACIÓN DE LOS REVISORES

El Trabajo Titulación ha sido revisado, aprobado y autorizada su impresión y empastado, sobre el Tema: “ANÁLISIS DE LA ACIDEZ EN DIFERENTES DILUCIONES DE MORA (*Rubus glaucus*) MEDIANTE IOT”, previo a la obtención del Título de Magister en Diseño Industrial y Procesos, reúne los requisitos de fondo y forma para que el estudiante pueda presentarse a la sustentación del Trabajo Titulación.

Ambato, 15 de mayo de 2024

.....

Msc. Fernando David Saá Tapia

REVISOR

.....

PhD. Ayala Chauvin Manuel Ignacio

REVISOR

DEDICATORIA

A mis padres, Jaime y Angelita, cuyo amor y sacrificio incondicional han sido mi guía y fortaleza en cada paso de este camino. Su apoyo constante y sus palabras de aliento han sido fundamentales para alcanzar este logro.

A mis hermanos, Marcela, y Santiago, por ser mi inspiración y por creer en mí en todo momento. Sus palabras de ánimo y su compañía han sido un pilar en esta travesía.

A mi esposo, Santiago, por su paciencia y comprensión. Gracias por brindarme su apoyo incondicional y motivarme a seguir adelante en este reto.

A todos ustedes, gracias por ser mi red de apoyo y por estar presentes en cada etapa de esta maestría. Este logro es también de ustedes.

Con todo mi amor y gratitud,

Lorena

AGRADECIMIENTO

A la Universidad Indoamérica, por brindarme la oportunidad de crecer académica y profesionalmente en un ambiente de excelencia.

A mis docentes, por su dedicación, conocimiento y guía a lo largo de esta maestría, que han sido esenciales para mi desarrollo.

A mi tutor, PhD. José Varela, por su valiosa orientación, paciencia y apoyo constante, que han sido cruciales para la realización de este trabajo.

A mis revisores, Msc. Fernando Saá y PhD. Ignacio Ayala por sus constructivas críticas y sugerencias, que han enriquecido mi investigación.

A mi compañero de maestría, Eduardo, por su inestimable apoyo, colaboración y amistad durante este proceso.

A todos, mi más sincero agradecimiento por haber hecho posible este logro.

Gracias

UNIVERSIDAD TECNOLÓGICA INDOAMÉRICA
FACULTAD DE INGENIERÍA, INDUSTRIA Y PRODUCCIÓN
MAESTRÍA EN DISEÑO INDUSTRIAL Y PROCESOS

TEMA: “ANÁLISIS DE LA ACIDEZ EN DIFERENTES DILUCIONES DE MORA (*Rubus glaucus*) MEDIANTE IOT”

AUTOR: Lorena Elizabeth Cáceres Miranda

TUTOR: PhD. José Luis Varela Aldás

RESUMEN EJECUTIVO

El internet de las cosas se ha expandido a todos ámbitos, incluido el alimentario, buscando garantizar alimentos y analizar sus características a distancia. En este trabajo, se desarrolla un sistema electrónico que permite en tiempo real de pH y temperatura y controla una mezcladora desde una aplicación móvil. El diseño electrónico consta de un servomotor (Mezclador) y un sensor de pH y temperatura (pH 4502C) conectado a una placa ESP32. En los experimentos, la pulpa de fruta de mora en vasos de precipitación con diluciones del 25%, 50%, y del 100%. La sonda del sensor se sumergió en estas muestras. En los resultados, el experimento se realizó cuatro veces para que los datos fueran fiables; la medición del pH en el agua durante cuatro minutos, después se transfirió la sonda del sensor al vaso que contenía las diluciones durante cuatro minutos. Los datos de pH y temperatura registrados se enviaron a través de WiFi a Thingspeak y se monitorizan en una aplicación móvil diseñada en AppInventor, luego se exportan los datos para tomar decisiones sobre el comportamiento del pH, lo que permite identificar si la mora tiene las condiciones necesarias para el consumo humano.

DESCRIPTORES: Sensor de pH - Moras - ESP32 - IoT - Acidez

UNIVERSIDAD TECNOLÓGICA INDOAMÉRICA

POSGRADOS

Master's Degree in Industrial and Process Design

AUTHOR: CACERES MIRANDA LORENA ELIZABETH

TUTOR: PHD. VARELA ALDAS JOSE LUIS

ABSTRACT

Analysis of acidity in different blackberry dilutions using IoT.

The "internet of things" has expanded to all areas, including the food industry, seeking to guarantee food and analyze its characteristics remotely. In this work, an electronic system is developed that allows real-time pH and temperature monitoring and controls a mixer from a mobile application. The electronic design comprises a servomotor (Mixer) and a pH and temperature sensor (pH 4502C) connected to an ESP32 board. In the experiments, blackberry fruit pulp in beakers with dilutions of 25%, 50%, and 100%. The sensor probe was immersed in these samples. In the results, the experiment was performed four times to make the data reliable; measuring pH in water for four minutes, then transferring the sensor probe to the beaker containing the dilutions for four minutes. The pH and temperature data recorded were sent via WiFi to Thingspeak and monitored in a mobile application designed in AppInventor, then the data is exported to make decisions about the pH behavior, which allows for identifying if the Blackberry has the necessary conditions for human consumption.

KEYWORDS: Keywords: Acidity, Blackberries, ESP32, IoT, pH Sensor.



Acidity analysis in different blackberry dilutions using IoT

Eduardo Teneda · Lorena Cáceres

Received: 5 July 2023 / Accepted: 3 October 2023

Abstract: The internet of things has expanded to all areas, including the food field, seeking to guarantee food and analyze its characteristics remotely. In this work, an electronic system is developed that allows real-time measurements and analysis of pH and temperature and controls a mixer from a mobile application. The electronic design consists of a servomotor (Mixer) and a pH and temperature sensor (pH 4502C) connected to an ESP32 board. In the experiments, the blackberry fruit pulp was used in beakers with dilutions of 25%, 50%, and 100%. The sensor probe was immersed in these samples. In the results, the experiment was performed four times so that the data were reliable; the measurement was carried out first by measuring the pH in the water for four minutes, then the sensor probe was transferred to the beaker containing the dilutions for four minutes. The pH and temperature data recorded are sent through WiFi to Thingspeak and are monitored in a mobile application designed in AppInventor, then exported the data to make decisions regarding the behavior of the pH, which allows identifying if the blackberry has the necessary conditions for humans' consumption.

Keywords pH sensor · Blackberry · ESP32 · IoT.acidity

1 Introduction

1.1 Motivation

The blackberry (*Rubus glaucus*) is a fruit native to tropical South America, cultivated mainly in Colombia and Ecuador [1]. It is rich in components such as anthocyanins and ellagitannins [2]. It is cultivated by farmers in the Andes region and contributes significantly to the generation of economic resources at the level of small and medium producers [3]. It has nutritional and

antioxidant properties appreciated by all types of consumers for its pleasant color and flavor, as well as for its health benefits [4]. Inadequate handling, transport and packaging affect the morphological characteristics of the fruit [5,6], decreasing the content of bioactive compounds [7].

It is non-climacteric fruit rich in minerals and vitamins that requires care during harvest and post-harvest [8]. Its high moisture content (91%) makes it vulnerable to fungal attack and its shelf life is relatively short, ranging from 3 to 5 days, after which losses are close to 70% [9]. Blackberry has a fragile structure [10] and its quality decreases rapidly during the post-harvest period, which reduces its consumption in nature [11]. The pH allows predicting the quality of the food, using a colorimetric scale [12]. IoT allows the interaction of machines and their control without human interaction [13,14,15]. Through IoT, farmers can monitor factors such as humidity, health, temperature using sensors and without the need to go to the field which makes the agricultural industry more efficient [16].

1.2 Related works

In the study conducted in [17], wireless transmission technology is used with various sensors to measure temperature, pH, dissolved oxygen, water level in the fish farm. The integrated data are transmitted to mobile devices via the Internet of Things, allowing managers to monitor water quality. A robotic arm with a programmable logic controller, a chip combined with a wireless transmission module and an embedded system was developed to perform the measurements. The designed intelligent measuring equipment works around the clock, which effectively reduces data losses caused by personnel, material resources and measurement errors.

In reviewing the literature, we found a work whose objective is to implement the Internet of Things as an information system to measure and monitor moisture, pH, and NPK levels in mustard leaf crops with capillary

irrigation and liquid organic fertilizer. For this purpose, a completely randomized design was used with two factors: the type of liquid organic fertilizer and the number of capillary irrigation wicks.

The results showed that soil moisture during mustard leaf growth ranged from 16.59% to 23.48%, the higher the capillary wick, the higher the soil moisture, the average water requirement for mustard plant growth was 3.16 liters. The application of liquid organic fertilizer has a significant effect on soil pH and NPK levels in the soil. Capillary irrigation had a significant effect on soil pH, but had no significant effect on soil NPK levels [18].

2 Design and Materials

To develop this proposal, a system on chip board is used in which the programming for the operation of a pH and temperature sensor is installed, a servo motor is included to generate movement in the blackberry fruit pulp that is in a 500 ml beaker where the pH probe is immersed. The recorded pH and temperature data are sent over the internet via an IoT platform and read into a mobile application that employs a cloud database. (Fig. 1) shows the elements used in the process.

2.1 System requirements

The requirements for the system to measure the variables and process the required information are as follows: A 500 ml beaker in which there is 350 ml of blackberry fruit pulp. The pH-temperature sensor will measure the pH [H+] and temperature [°C] by introducing the probe into the pulp. A servo motor is used to mix the pulp throughout the process. Wi-Fi connectivity is required to process the information through the System on chip board and to be linked through the IoT platform so that the information can be read through a mobile application. The system requirements can be seen in Table 1.

2.2 Circuit and Program

The project design is based on an ESP32 board to which the pH sensor and servo motor are connected. The To input is connected to pin 32, Po is connected to pin 33, G is connected to GND and uses a 3V3 power supply. Regarding the servo motor the GND input is connected to pin GND, the input for operation to pin 4 uses a 5V supply. The system design is shown in (Fig. 2).

Table 1 System Requirements

Device	Requirement Description	Required
pH sensor	pH 0-14 value sensing sensor module plus BNC pH electrode probe for value sensing sensor	pH 4502C
Temperature Sensor	Temperature range: 32.0-176.0 [°F], 0 - 80 [°C].	pH 4502C
Servo Motor	Operating speed (no load): 0.09 ± 0.01 sec/60° (4.8 V) 0.08 ± 0.01 sec/60° (6 V). Operating angle: 180 degrees	Micro Servo 9g SG90
System on chip	System with Wifi connection, analog inputs, I2C communication.	ESP-WROOM-32 for Arduino.
IoT platform	Store, graph and process data in the cloud.	Thingspeak
App	For smartphone, portable, user menu and Android operating system.	Appinventor
Precipitation Glass	1.7 fl. oz. thick low form borosilicate glass.	Precipitation beaker with 500 ml capacity.

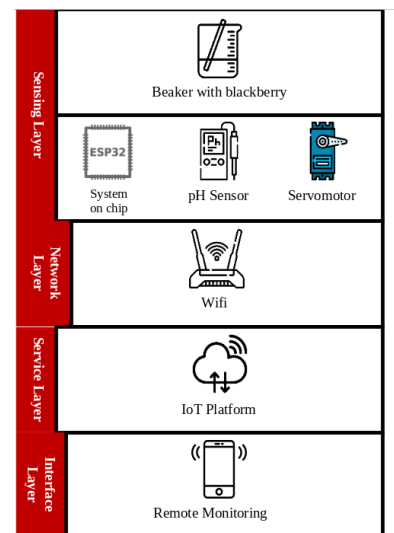


Fig. 1 IoT design for pH monitoring

For the programming of the pH and temperature sensor, Arduino is used, where three libraries are included: ESP32Servo.h, Thingspeak.h and WiFi.h, the pH input is connected to pin 33, the temperature input to pin 35, and the servomotor is connected to pin 4 (see Fig. 3).

3 Connectivity and Interface

3.1 Communication

The communication is done through the ESP32 board which has WiFi connection, the data of the measurements are processed through Thingspeak where these

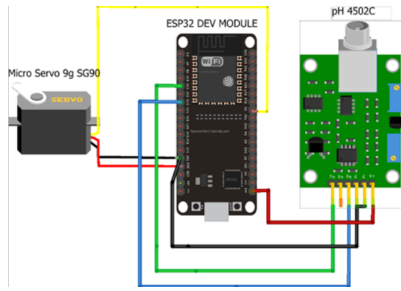


Fig. 2 Circuit Design

```
#include <ESP32Servo.h>
#include <ThingSpeak.h>
#include <WiFi.h>
WiFiClient cliente;
Servo myservo;
float calibration = 0.00+18.82+4.2;
int PinPh = 33, PinT=35, ValorSensorPh, orden=0;
```

Fig. 3 Arduino Programming Code

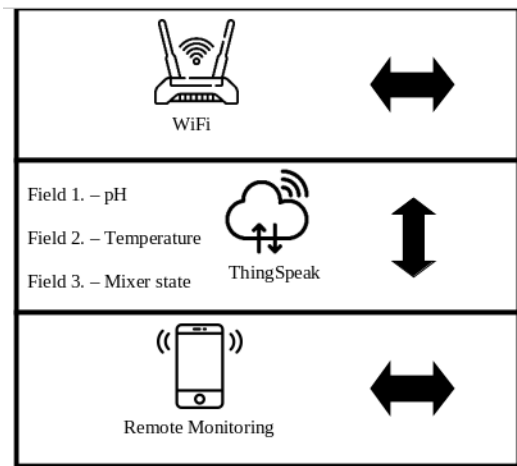


Fig. 4 System Communication

are stored and analyzed, then the data can be observed through the application made to in the Appinventor application. (Fig. 4) represents the communication of the system.

3.2 User interface

Through the Appinventor application, the user interface is designed where a button for the mixing process is shown, a section where the pH data graph is shown, the section corresponding to the Temperature graph, and a section corresponding to the pH graph. (Fig. 5) shows the user interface created for the project.

4 Analysis of Results

To analyze the results, the installation of the system was performed as shown in Fig. 6.



Fig. 5 User interface




Fig. 6 System Installation



Fig. 7 Design of Experiment

The experiment was designed using four beakers; in the first one we placed water (400 ml), in the other three beakers we placed 100 ml of water and added (25%, 50%, 100%) of blackberry pulp, respectively) as shown in Fig. 7. To verify the functionality of the application, tests were performed in which a user used the application to take measurements as shown in (Fig. 8).

4.1 Data collected

The data collected by the designed application were pH [H⁺] and Temperature [°C] measured in blackberry pulp at different concentrations. (Fig. 9) shows the data recorded by the application for pH and temperature.




Fig. 8 Use of the Application

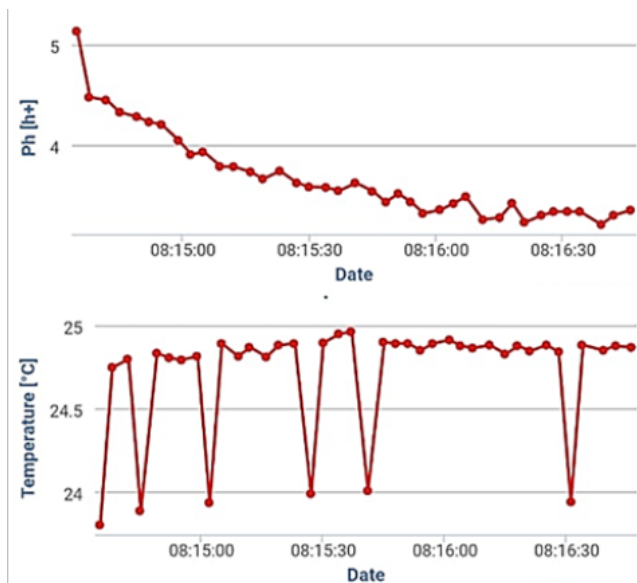


Fig. 9 Measurement of pH [H+] and Temperature [°C]

4.2 Analysis of the experiments

The data obtained were plotted through Excel, the experiment was performed four times so that there is greater reliability in the data, these were measured for four hours in total, the measurement was carried out first by measuring the pH in water for four minutes, then the sensor probe was transferred to the glass containing the 25% solution for four minutes, the pH probe is returned to water for another four minutes, this procedure is performed with the 50% and 100% solutions. (Fig. 10) shows the graphs obtained from the four experiments.

Table 2 shows the pH variations in the four experiments carried out; the pH variation in experiment 1 is 2.48% between the 25% to 50% dilutions and 0.66% in the 50% to 100% dilution. In experiment 2 is 1.87% between the 25% to 50% dilutions and 0.97% in the 50% to 100% dilution. In experiment 3, the variation in the

25% to 50% dilutions is 1.27%, and the variation in the 50% to 100% dilutions is 1.63%. Finally, in experiment 4, the variation between the 25% to 50% dilutions is 1.27%, and the variation in the 50% to 100% dilution is 1.62%, which allows determining that the sensor works correctly due to high repeatability even though different reference levels. For example, in experiment 4, the water was mixed with blackberry pulp due to the changes made from the sensor probe to the different beaker.

Table 2 Data Analysis

	Concentration [%]	pH Mean [H+]	Variation [H+]
Experiment 1	25	3.22	0.08
	50	3.05	0.02
	100	3.02	
Experiment 2	25	3.21	0.06
	50	3.08	0.03
	100	3.02	
Experiment 3	25	3.15	0.04
	50	3.06	0.05
	100	2.96	
Experiment 4	25	3.15	0.04
	50	3.08	0.05
	100	2.99	

5 Conclusions

The system assembled for this experiment has two functions that allow on the one hand to monitor the pH and temperature, and on the other to control the mixer of the environment where the system is installed. The measurements can be observed in real time through the application designed in App Inventor, the data were stored in the Thingspeak platform and then exported to Excel to make graphs and make decisions regarding the behavior of the pH, which allows to know if the blackberry pulp has the necessary conditions to be consumed. In addition, it allowed to analyze the acidity level of the blackberry with different concentration levels. As future work, it is recommended that different environments be used to monitor pH behavior, and to determine which is the most suitable for preserving blackberry pulp over time.

Acknowledgements Special thanks to CICHE Research Center and SISAu Research Group of the Universidad Indoamérica for the support in this research. The results of this work are part of the project “Education 4.0 applied to the teaching of skills STEAM”. This work was supported in part by collaboration with the REDTPI4.0 CYTED program.

Conflict of interest

The authors declare that they have no conflict of interest.

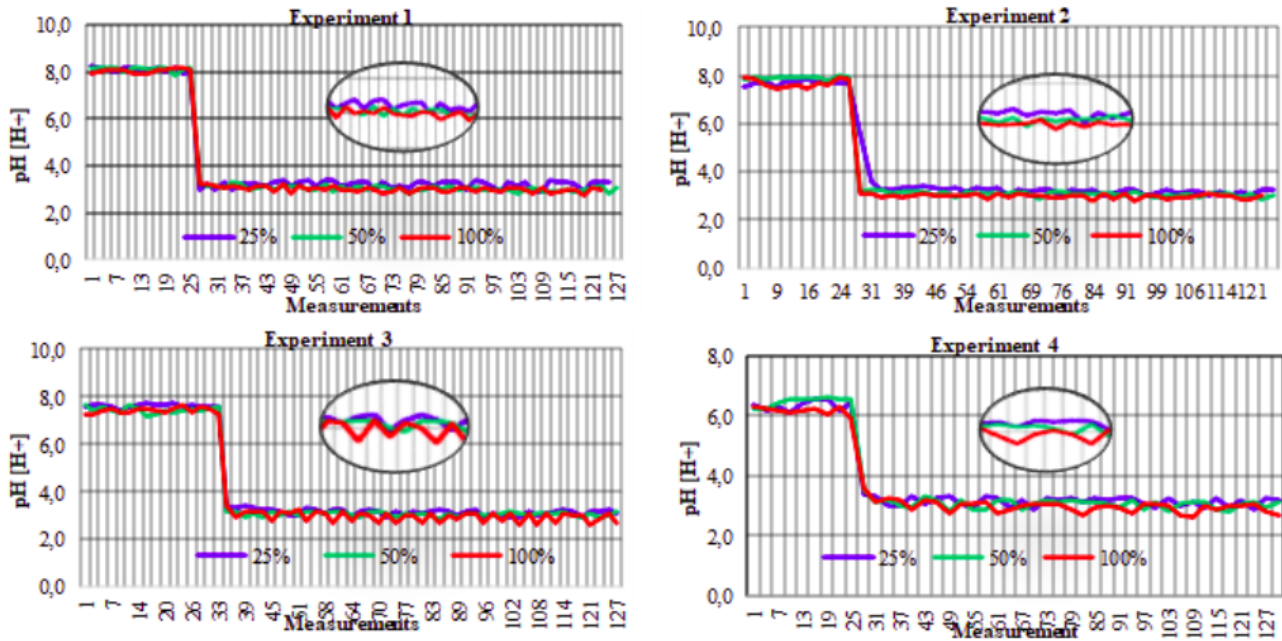


Fig. 10 pH data of the different blackberry dilutions by experiment

References

1. M. Cortés Rodríguez, C. Villegas Yépez, J. H. Gil González, and R. Ortega-Toro, "Effect of a multifunctional edible coating based on cassava starch on the shelf life of andean blackberry," *Heliyon*, vol. 6, no. 5, p. e03974, 2020.
2. Z. T. Marín Arango, M. Cortés Rodríguez, O. I. Montoya Campuzano, and J. C. Arango Tobón, "Viability of *Lactobacillus casei* ATCC 393 and properties in Andean blackberry suspensions with probiotic and prebiotic characteristics," *DYNA: revista de la Facultad de Minas. Universidad Nacional de Colombia. Sede Medellín, ISSN 0012-7353, Vol. 86, N^o. 210, 2019, págs. 179-186*, vol. 86, no. 210, pp. 179–186, 2019.
3. A. J. Vance, P. Jones, and B. C. Strik, "Foliar Calcium Applications Do Not Improve Quality or Shelf Life of Strawberry, Raspberry, Blackberry, or Blueberry Fruit," *HortScience*, vol. 52, no. 3, pp. 382–387, 3 2017.
4. S. S. Santos, L. M. Rodrigues, S. C. Costa, and G. S. Madrona, "Antioxidant compounds from blackberry (*Rubus fruticosus*) pomace: Microencapsulation by spray-dryer and pH stability evaluation," *Food Packaging and Shelf Life*, vol. 20, p. 100177, 6 2019.
5. J. Geeson, "MODIFIED ATMOSPHERE PACKAGING OF FRUITS AND VEGETABLES," *Acta Horticulturae*, no. 258, pp. 143–150, 12 1989.
6. A. Ascencio-Arteaga, S. Luna-Suárez, J. G. Cárdenas-Valdovinos, E. Oregel-Zamudio, G. Oyoque-Salcedo, J. A. Ceja-Díaz, M. V. Angoa-Pérez, and H. G. Mena-Violante, "Shelf Life of Blackberry Fruits (*Rubus fruticosus*) with Edible Coatings Based on Candelilla Wax and Guar Gum," *Horticulturae* 2022, Vol. 8, Page 574, vol. 8, no. 7, p. 574, 6 2022. [Online]. Available: <https://www.mdpi.com/2311-7524/8/7/574/htm><https://www.mdpi.com/2311-7524/8/7/574>
7. J. A. Toscano Ávila, D. A. Terán, A. Debut, K. Vizuete, J. Martínez, and L. A. Cerda-Mejía, "Shelf life estimation of Blackberry (*Rubus glaucus* Benth) with bacterial cellulose film coating from *Komagataeibacter xylinus*," *Food Science & Nutrition*, vol. 8, no. 4, pp. 2173–2179, 4 2020. [Online]. Available: <https://onlinelibrary.wiley.com/doi/full/10.1002/fsn3.1525><https://onlinelibrary.wiley.com/doi/abs/10.1002/fsn3.1525><https://onlinelibrary.wiley.com/doi/10.1002/fsn3.1525>
8. C. Moreno, M. J. Cuvi, and A. Concellón, "Efecto del uso combinado de la radiación uv-c y atmósfera modificada sobre el tiempo de vida Útil de uvilla (physalis peruviana l.) orgánica," *Tsafiqui*, p. 43, 12 2012.
9. C. Villegas and W. Albarracín, "Edible coating application and effect on blackberry (*rubus glaucus* benth) shelf life," *Vitae*, vol. 23, pp. 202–209, 09 2016.
10. M. Hadadinejad, K. Ghasemi, and A. Mohammadi, "Effect of storage temperature and packaging material on shelf life of thornless blackberry," pp. 265–275, 12 2018.
11. T. Carvalho, E. Silva, M. Almeida, and R. Ayub, "Blackberry extend shelf life by nanocellulose and vegetable oil coating," *Horticulture International Journal*, vol. 4, 05 2020.
12. C. S. Cuesta-Riaño, M. P. Castro-Guascaa, and M. P. Tarazona-Díaz, "Anthocyanin extract from blackberry used as an indicator of hydrogen potential," *International Journal of Fruit Science*, vol. 22, no. 1, pp. 224–234, 2022. [Online]. Available: <https://doi.org/10.1080/15538362.2022.2037036>
13. P. Thakur and M. Malhotra, "Role of iot in automated hydroponic system: A review," in *Emerging Technologies in Data Mining and Information Security*, P. Dutta, S. Chakrabarti, A. Bhattacharya, S. Dutta, and V. Piuri, Eds. Singapore: Springer Nature Singapore, 2023, pp. 349–357.
14. J. Varela-Aldás, M. Miranda, J. León, and C. Gallardo, "Analysis of electrical energy consumption in the home using iot," in *HCI International 2022 – Late Breaking Posters*, C. Stephanidis, M. Antona, S. Ntoa, and G. Sal-

- vendy, Eds. Cham: Springer Nature Switzerland, 2022, pp. 561–567.
15. J. Varela-Aldás, J. Buele, S. Guerrero-Núñez, and V. H. Andaluz, “Mobile manipulator for hospital care using firebase,” in *HCI International 2022 - Late Breaking Papers. Multimodality in Advanced Interaction Environments*, M. Kurosu, S. Yamamoto, H. Mori, D. D. Schmorow, C. M. Fidopiastis, N. A. Streitz, and S. Konomi, Eds. Cham: Springer Nature Switzerland, 2022, pp. 328–341.
 16. J. Varela-Aldás, J. Buele, H. Mosquera, and G. Palacios-Navarro, “Development of a wbgt index meter based on m5stack core2,” in *HCI International 2022 - Late Breaking Papers: Ergonomics and Product Design*, V. G. Duffy and P.-L. P. Rau, Eds. Cham: Springer Nature Switzerland, 2022, pp. 359–372.
 17. C.-H. Chen, Y.-C. Wu, J.-X. Zhang, and Y.-H. Chen, “Iot-based fish farm water quality monitoring system,” *Sensors*, vol. 22, no. 17, 2022. [Online]. Available: <https://www.mdpi.com/1424-8220/22/17/6700>
 18. N. Charibaldi, D. Saidi, and F. R. Kodong, “Precision agriculture using internet of things in regosol soil,” *IOP Conference Series: Earth and Environmental Science*, vol. 1018, no. 1, p. 012006, apr 2022. [Online]. Available: <https://dx.doi.org/10.1088/1755-1315/1018/1/012006>